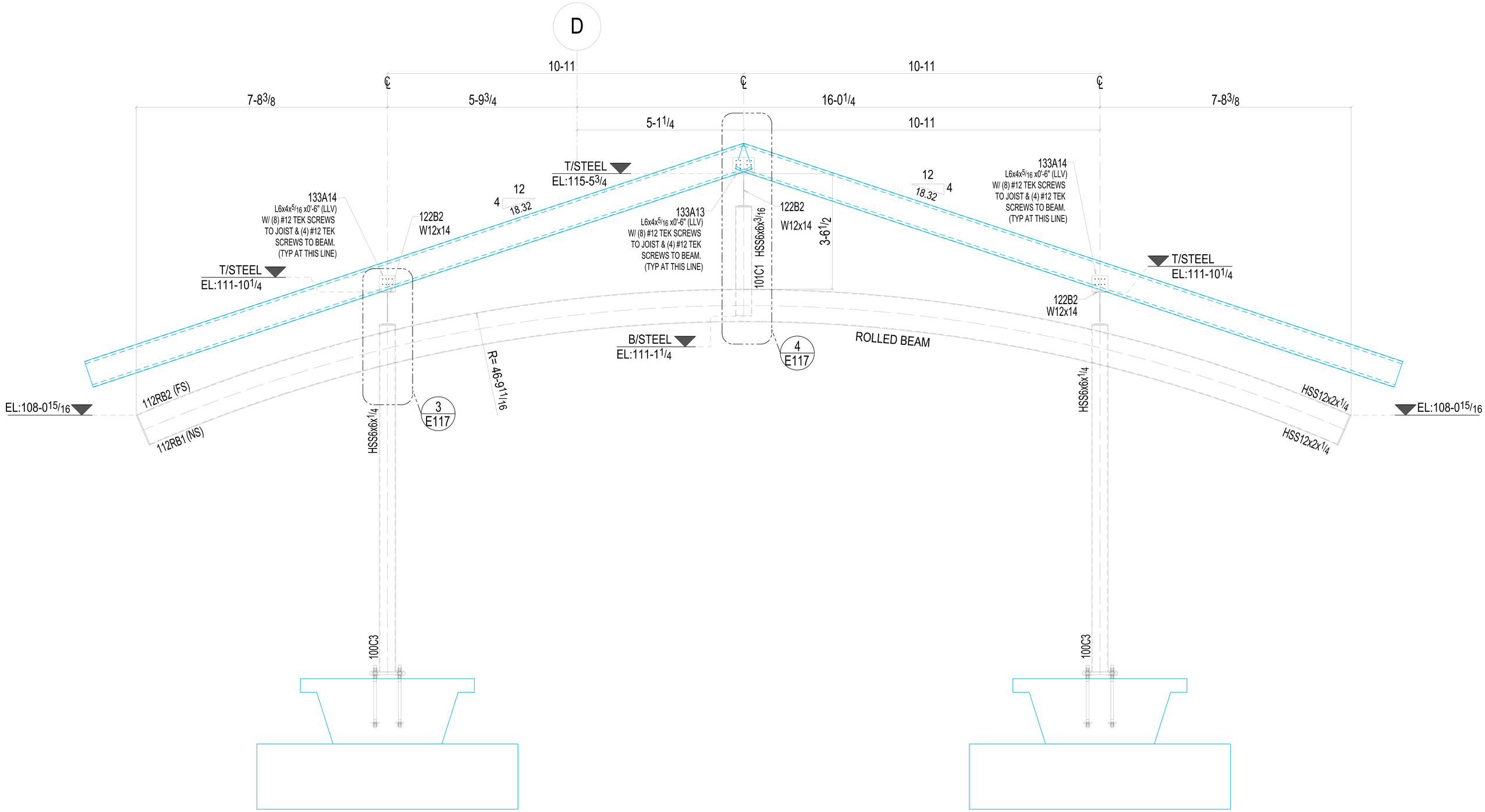

1
E113
ELEVATION VIEW
(REF. DWG. 6/S6.0)

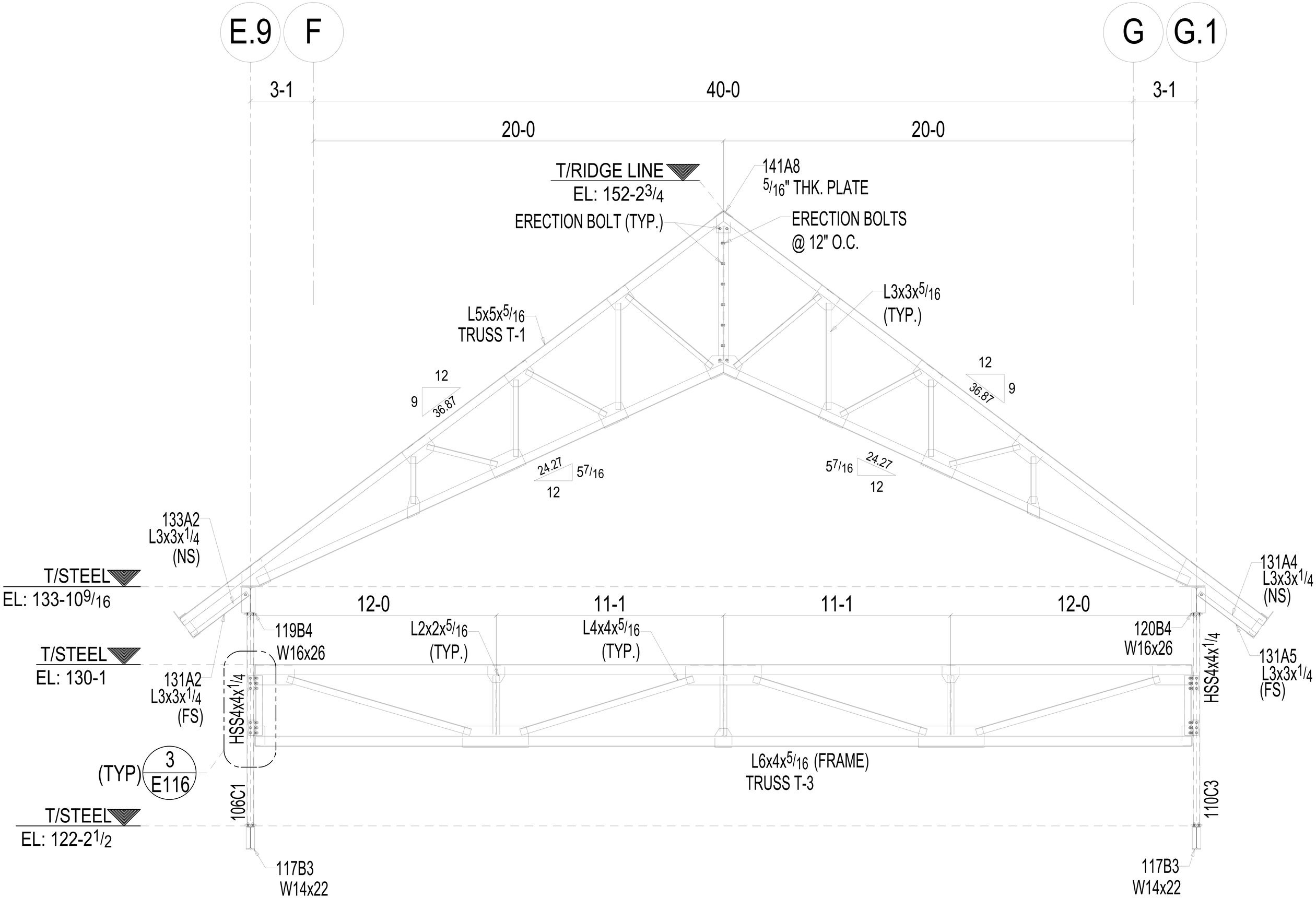
E.9
F
G
G.1
3-1
40-0
3-1
20-0
20-0
T/RIDGE LINE
EL: 152-2 3/4
141A8
5/16" THK. PLATE
ERECTION BOLT (TYP.)
ERECTION BOLTS
@ 12" O.C.
L3x3x5/16
(TYP.)
L5x5x5/16
TRUSS T-1
12
9
36.87
24.27
5 7/16
133A2
L3x3x1/4
(NS)
T/STEEL
EL: 133-10 9/16
131A4
L3x3x1/4
(NS)
12-0
11-1
11-1
12-0
119B4
W16x26
L2x2x5/16
(TYP.)
L4x4x5/16
(TYP.)
120B4
W16x26
T/STEEL
EL: 130-1
131A2
L3x3x1/4
(FS)
HSS4x4x1/4
131A5
L3x3x1/4
(FS)
(TYP)
3
E116
L6x4x5/16 (FRAME)
TRUSS T-3
106C1
110C3
T/STEEL
EL: 122-2 1/2
117B3
W14x22
117B3
W14x22

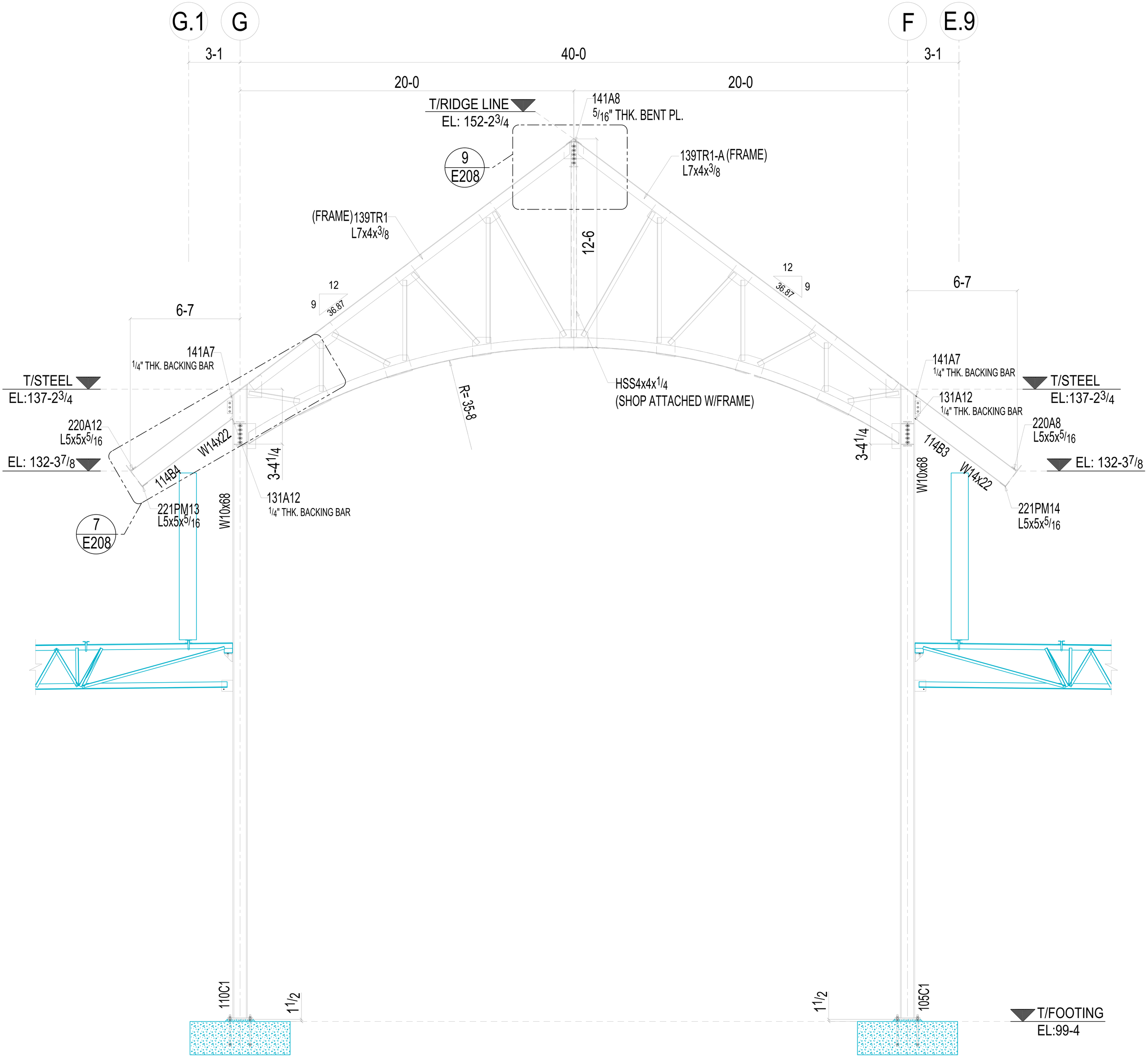
G.1
G
F
E.9
3-1
40-0
3-1
20-0
20-0
T/RIDGE LINE
EL: 152-2 3/4
141A8
5/16" THK. BENT PL.
9
E208
139TR1-A (FRAME)
L7x4x3/8
(FRAME)139TR1
L7x4x3/8
12-6
12
9
36.87
12
9
36.87
6-7
6-7
141A7
1/4" THK. BACKING BAR
T/STEEL
EL:137-2 3/4
R= 35-8
HSS4x4x1/4
(SHOP ATTACHED W/FRAME)
141A7
1/4" THK. BACKING BAR
131A12
1/4" THK. BACKING BAR
T/STEEL
EL:137-2 3/4
220A12
L5x5x5/16
W14x22
EL: 132-3 7/8
114B4
3-4 1/4
131A12
1/4" THK. BACKING BAR
221PM13
L5x5x5/16
W10x68
7
E208
3-4 1/4
114B3
W10x68
W14x22
220A8
L5x5x5/16
EL: 132-3 7/8
221PM14
L5x5x5/16
110C1
1 1/2
1 1/2
105C1
T/FOOTING
EL:99-4